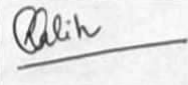
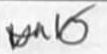



Report of the Field Work/ Project Work/ Internship/ Summer Project


1. Name of the Course: Project Work, B.Sc. 6 sem.
2. Course Code: Paper M605
3. Name of the Department: Statistics
4. Affiliating University: Gauhati University
5. Year of Conduct: 2020-21
6. Number of students Involved: 23
7. Places where it is conducted: Some areas under Baihata Chariali.
8. Objectives:
 - i. To study the effects of the social networking sites on the college students.
 - ii. To study if there any significant difference of the effects of social networking sites between male and female.
- (iii) To study the effects of Covid 19 on male and female.
- iv. To study the effects of Covid 19 on different age group of people.
9. Methodology: The data have been collected by using simple random sampling and stratified random sampling techniques. Both primary and secondary data have been used. After carefully scrutinized, the data have been arranged in tabular form. Care was taken to avoid omission and duplication. To test the objective, students have taken help of Multiple Bar Diagram, Pie diagram, Chi Square test , t-test , F tests etc. To analyze the data AOV has also used
10. Details the of the Field Work/ Project Work/ internship/ Summer Project:

Name of the topic	No. of the studens	Name of the supervisor	Signature of the Supervisor
A study on effects of social networking sites on college students	12	Namita Kalita	
Effects of Covid 19 on the people of BaihataChariali area	11	Dr. Nilima Dutta	

11. Outcome of field work/ Project Work : After performing different tests, different methods, Students have found that the social networking sites have affected the college students significantly. Male students are affected more than female students.
In Covid 19 period, males have suffered more than females in different aspects of life. The family incomes with the source of livelihood, viz, daily workers, retail shopkeepers etc. are severely affected than large scale business and industrialsector. It was also seen that the age group (15-25) has suffered highly from the effects of education , health , etc.


Principal
Pub Kamrup College
P.O. Baihata Chariali



Namita Kalita

Signature of HoD

**List of the students
Department of Statistics**

Sl. No.	Name
1	Ankur Borah
2	Bhanima Nath
3	Bitupan Rajbanshi
4	Chandan Sarma
5	Dhanjita Das
6	Dhiraj Kakati
7	Dhiraj Sarma
8	Jintu Deka
9	Jyotirmay Kumar
10	Kailash Bania
11	Kamal J. Baishya
12	Kankan J. Devnath
13	Kankan Sarma
14	Manakshi Kumar
15	Mirjumla Ahmed
16	Nikita Huzuri
17	Pallav Raj Bhattarai
18	Parag Jyoti Nath
19	Paroshmoni Deka
20	Prettyrekha Deka
21	Sankar J. Das
22	Satyajit Bhuyan
23	TridipBaishya

Das



Rah

**Principal
Pub Kamrup College
P.O. Baihata Chariali**